



Loading a Muzzle Loader




STEP #1

Using measure, pour powder charge into bore.



STEP #2

Loading a Bullet



STEP #2

Loading Shot

Position patching material over the muzzle and seat the ball - flat side up - using the short starter

Insert a thin overpowder card down the barrel, followed by a fibre wad coated with lard or lubricant. Drop in a measured charge and place a thin cardboard wad over the shot to keep it in place.



Continued



© IHEA 1998



Department of
Justice Canada

Ministère de la
Justice du Canada