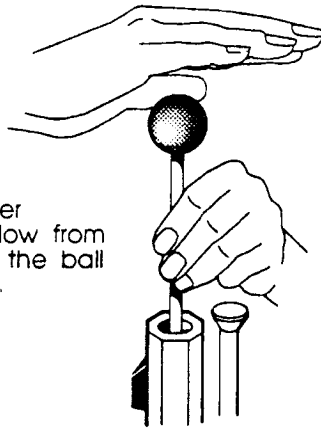


Muzzle Loader

Continuation

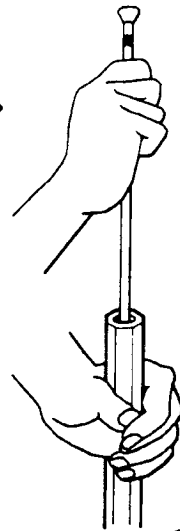
STEP #3

Using long starter and a single blow from the hand, start the ball down the bore.



STEP #4


Using the ramrod, and steady pressure, firmly seat the ball against the powder charge. Leave no space.



Either/Or

STEP #5
Priming a Flintlock

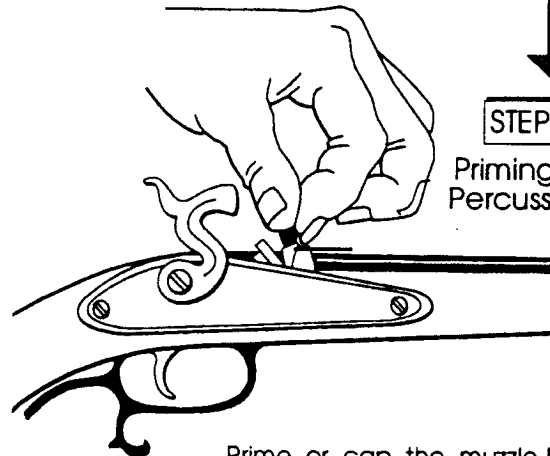
In priming the flintlock charge the flash pan with FFFfg powder, close, and it is ready to fire.



STEP #5b

Priming With a Percussion Cap

Prime or cap the muzzle-loader and it is ready to fire.



Loading a Muzzle Loader



© IHEA 1998



Department of
Justice Canada

Ministère de la
Justice du Canada